

E S C A L E

39



Prout

C A T A M A R A N S

*Over 40 Years of Innovation,
10 Million Miles of Safety... You Choose!*






1. Modern lines and curves mask a high volume hull with a thirst for speed.

2. An Escalade is equally at home crossing oceans or exploring the shallows.

3. The well designed helm position has all instruments and sail controls close at hand and can be fitted with a removable helmsman's seat, if required.




THE ESCALADE 39

She is arguably the most innovative cruising catamaran in the world at this time. She has the style to turn heads coupled with a design and construction which combines technology with the finest traditions of boat-building. She has the pedigree of a manufacturer, established over 40 years, with a reputation for quality and safety second to none.



3





THE SAILBOAT

THE SAILBOAT

The sailboat is a type of boat that is powered by sails.

It is a type of boat that is used for recreation and for transport.

The sailboat is a type of boat that is used for recreation and for transport.

The sailboat is a type of boat that is used for recreation and for transport.

The sailboat is a type of boat that is used for recreation and for transport.

The sailboat is a type of boat that is used for recreation and for transport.

The sailboat is a type of boat that is used for recreation and for transport.

The sailboat is a type of boat that is used for recreation and for transport.

The sailboat is a type of boat that is used for recreation and for transport.

The sailboat is a type of boat that is used for recreation and for transport.

The sailboat is a type of boat that is used for recreation and for transport.

The sailboat is a type of boat that is used for recreation and for transport.

The sailboat is a type of boat that is used for recreation and for transport.

The sailboat is a type of boat that is used for recreation and for transport.

The sailboat is a type of boat that is used for recreation and for transport.

The sailboat is a type of boat that is used for recreation and for transport.

The sailboat is a type of boat that is used for recreation and for transport.

The sailboat is a type of boat that is used for recreation and for transport.

The sailboat is a type of boat that is used for recreation and for transport.

The sailboat is a type of boat that is used for recreation and for transport.

The sailboat is a type of boat that is used for recreation and for transport.

The sailboat is a type of boat that is used for recreation and for transport.

The sailboat is a type of boat that is used for recreation and for transport.

The sailboat is a type of boat that is used for recreation and for transport.

The sailboat is a type of boat that is used for recreation and for transport.

The sailboat is a type of boat that is used for recreation and for transport.

BRED TO ROAM THE WORLD'S OCEANS

The Prout Escale 39.

A world class cruising catamaran whose speed, seaworthiness and sophisticated comfort has taken her owners across the great oceans many times.

She has already made the world a smaller place.


Escale is the complete expression of the qualities that have shaped the Prout legend, across 10 million miles of ocean.

Qualities that only come with real breeding, exhaustive development and experience that is so uniquely Prout. With a record of safety which remains completely unblemished.

Cruising confidently in high latitudes, lazing through the Tropics - or simply beach parking close to home, Escale has the space, the style and the performance which dreams are made of.

But above all the Escale is a boat you can trust.





1



2

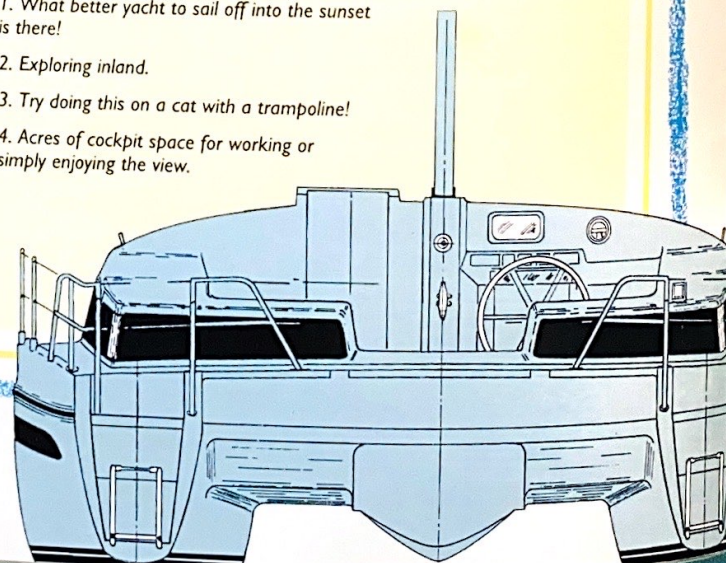


3



4

1. What better yacht to sail off into the sunset is there!
2. Exploring inland.
3. Try doing this on a cat with a trampoline!
4. Acres of cockpit space for working or simply enjoying the view.



ENGINEERED AND EQUIPPED FOR LIFE

The day you choose a Prout cruising catamaran, is the first day of the best of the rest of your life. You will have chosen wisely.

Few cruising boats today can match the precision engineering standards that lie at the heart of every Prout Catamaran.

Standards that ensured Prout were the first UK builder to achieve Lloyds ISO 9002 quality assurance. And the company continues to lead the industry in its relentless commitment to innovative technology and the integration of advanced materials. Escale's advanced composite structure is hand laid using isophthalic resins with multi-axial cloths and Kevlar re-inforcement in high stress areas.

Her equipment inventory is selected from the very best manufacturers whose products match or exceed the 'ocean quality' standards we demand.

You and Your Escale 39.

The Prout After Sales service, worldwide dealer network and Prout Owners Association will continue to look after you as long as you are together.





1. An aft cabin with en-suite toilet and shower room.

2. The galley is nearly 7' long and makes catering for family and friends a breeze.

3. The spacious family-size shower room has opening and fixed hatches to keep it light and airy.



2



3

SPACE STYLE AND EXCEPTIONAL COMFORT

Escale's magnificent saloon is typical of the imagination of Prout's designers.

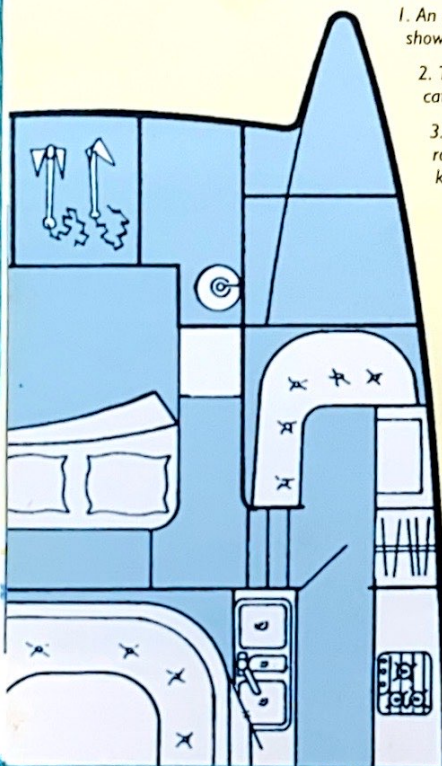
Form and function - in perfect harmony. Carefully chosen fabrics and fine lacquered veneers disguise sophisticated internal mouldings. No less than 18 opening hatches admit cooling breezes throughout the boat while variable strength halogen lighting allows a choice of mood.

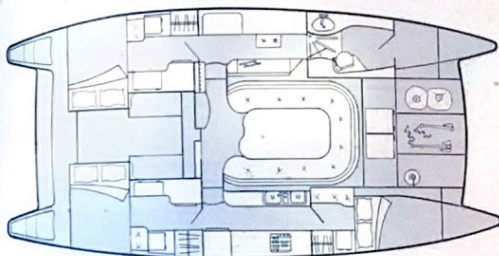
Light airy and uncompromisingly practical for prolonged sea time. Yet with all the grace and ambience for spectacular entertaining in harbour. The galley and navigation stations to either side are integrated into this highly sociable, open plan environment. So meal preparation and chart time does not require confinement.

Naturally, the equipment level in both work areas is comprehensive and can be custom tailored to individual needs. Ocean navigators in particular will applaud the Admiralty sized chart table.

A choice of four layouts is available within Escale's generous proportions each providing sumptuously appointed double cabins with private facilities.

A wide range of custom options including air-conditioning, generators and watermakers is also available.

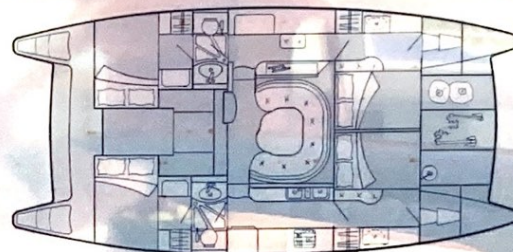




Open Version

This is the standard layout. The central bridge-deck saloon is over 100sq. ft. in size— great for parties and very flexible since the saloon seats and table can be converted into an enormous double berth.

Two of the three cabins can have en-suite shower or dressing rooms and there is also a large toilet/shower room.

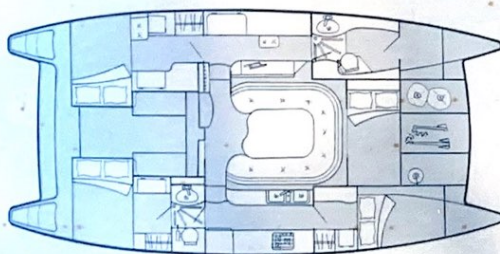


Four Cabin Version

Ideal for a large family or for charter, this layout includes four equal size private cabins with good size berths and plenty of space.

Each can have en-suite toilets and dressing rooms.


The layout still allows ample room in the main saloon with seating in comfort for eight.



Family Version

The Family option combines the light and airy interior of the Open Plan version with the Queen size double berth of the Master Stateroom option.

Like the Open plan version, there are three other cabins and two can have en-suite shower or dressing rooms. There is also a large family shower room.



Master Stateroom Version

The ideal option for the private owner features a very large master stateroom forward with its own private dressing room and shower room. The berth can be up to 5'6" wide and 6'8" long.

Two other double guest cabins aft, have their own shower and dressing rooms.

The main saloon area will comfortably seat eight people.

... 80 sq ft ...

... large ...

5



4



4. The Family option interior shown here has an enormous 80 sq ft central bridge-deck saloon, and that's not even the largest version!

5. One of the two aft cabins with dressing table, wardrobe, large double berth, two oblong hatches plus a large overhead opening hatch.



40 YEARS OF QUALITY CONSTRUCTION

Over 40 years Prouts have produced more than 4000 catamarans—a total unsurpassed by any other builder. With this experience they have defined modern sail and power catamaran design.


Prout's have sailed over 10 million miles across all the world's oceans. Their safety record remains intact — not one hull failure during their entire existence.

All Prout Catamarans from 26 to 61 feet, power or sail, are renowned for their attention to detail in terms of design, innovation and technical expertise. They are constructed under Lloyds of London ISO 9002/ BS5750 Quality Assurance and backed by a 5 year anti-osmosis guarantee.

Hardly surprising then that Prout has achieved professional acclaim—a Queen's Award to Industry for Export from the U. K. and the International Silk Cut Nautical Award for Innovation.



The Escal is fitted with twin Volvo 20h.p. fresh water cooled diesels with Sail drives as standard.



SPECIFICATION

A complete specification and detailed list of fittings is enclosed with this brochure.

LOA	39ft 0in	11.90m
LWL	35ft 0in	10.66m
Beam	18ft 4in	5.60m
Draft	3ft 2in	0.95m
Max Headroom	6ft 10in	2.10m
Displacement	7 tons	7112kgs
Engine	2x 20hp fresh water cooled diesels	
Mainsail Area	243sq ft	22.6sq m
Genoa Area	475sq ft	44.2sq m
Staysail Area	125sq ft	11.6sq m
Mast Height above deck	45ft 0in	13.7m

PROUT CATAMARANS LIMITED. Kings Close, Charfleets, Canvey Island, Essex SS8 0GY, England.
Telephone (0)268 511500. Fax (0)268 510094.

Prout Catamarans Limited operate a continual development policy with all our yachts. Specifications and descriptions, therefore, whilst correct at press date, are subject to change without notice.
Designed and produced by CE Marketing. Photography Rick Tomlinson.

Prout
CATAMARANS

*Over 40 Years of Innovation,
10 Million Miles of Safety... You Choose!*